



# SECURING THE FUTURE FOR OUR CHILDREN

*Preschool Excellence Initiative*

*Presented by Linda Lowther, June 1, 2011*



Education and Early  
Childhood Development

www.education.gov.pei.ca

# History or the Catalyst

- Community based, publically funded kindergarten
- Kindergarten moved into school system in September 2010
- Funding implications for early childhood centres
- Staffing implications as well
- Survival crisis for centres
- Early Years Report



# Context 2009-10

## Children 0-4 years

2000 children in regulated programs


10% 0-2 yr

20% 2 yr

30% 3 yr

40% 4 yr

6300 children in population






# WAGES - CERTIFIED

## National Wages

### Early Childhood Educators & Assistants<sup>(1)</sup>

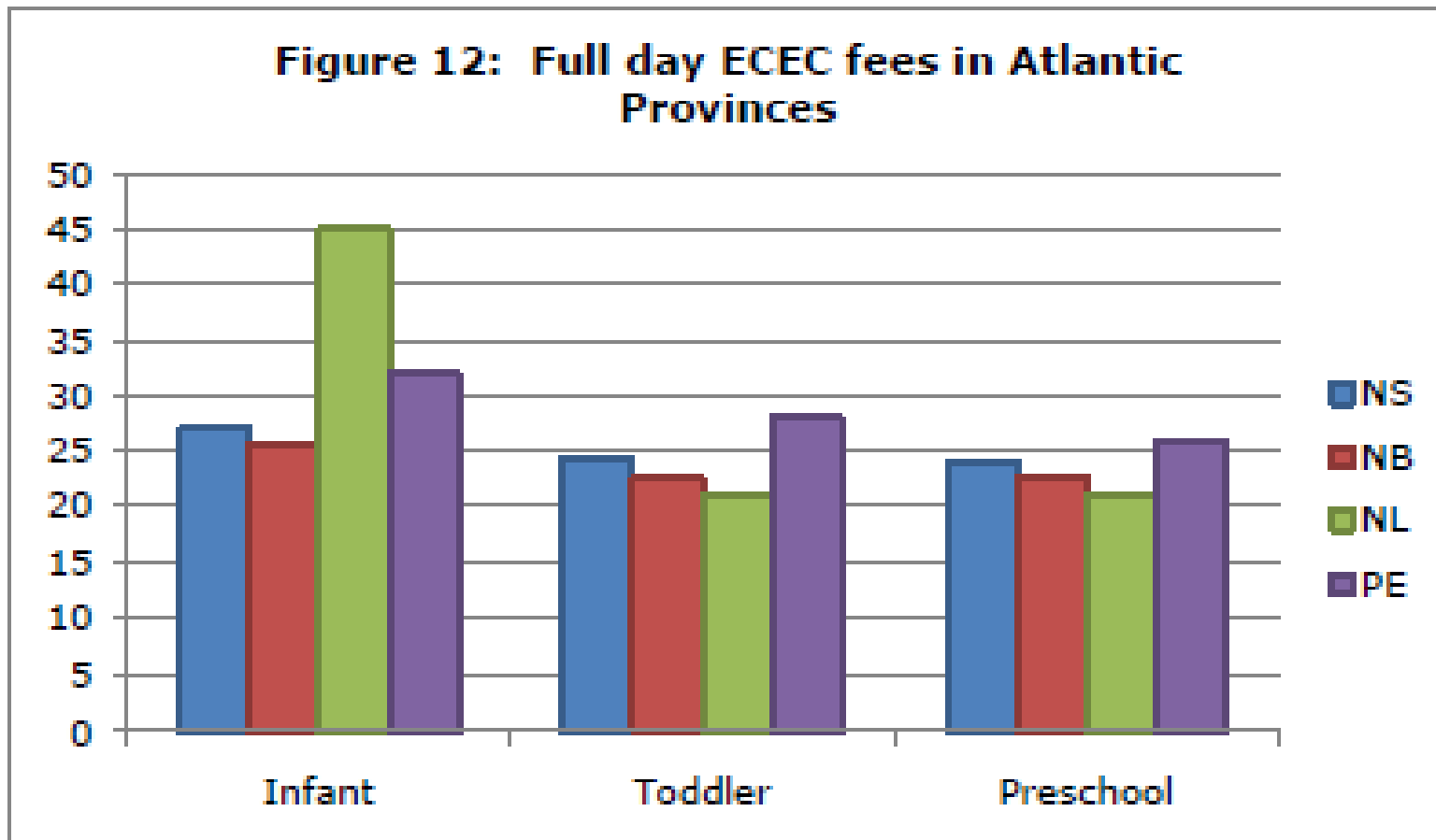


Province	Low Wage	High Wage	Midpoint
Alberta	18,000	22,000	20,000
British Columbia	17,000	21,000	19,000
Manitoba	16,000	20,000	18,000
Ontario	15,000	19,000	17,000
Quebec	14,000	18,000	16,000
Saskatchewan	13,000	17,000	15,000

Exhibit 9 Source: (2) Service Canada  
(3) 2009 Alberta Wage and Salary Survey

# PARENT FEES

Figure 12: Full day ECEC fees in Atlantic Provinces



# FUNDING

## Targeted

Child Care Subsidy Program

Special Needs Program

## Universal

Daycare Maintenance Grant

# Spending 2009/10 children 0-4 years

Child Care Subsidy Program \$1.7M

Special Needs \$1.0 M

Best Start \$1.0 M

Maintenance grant \$950 K

Training \$650K

ECDA \$50K

**TOTAL \$5.35M**





# 2010-2011 KINDERGARTEN IMPACT

# PARENT FEES

Age	Range – full day	Median – full day

# Immediate Solutions

- Convert from sector to system

# EARLY YEARS CENTRES

- Curriculum framework
- Open year round
- All certified staff with PD and coordinated in-service
- Geographic distribution
- Parent advisory committee
- 40-50 children (local circumstances may require smaller)
- Integrated model including children with special needs and infants
- New funding model

Set fee for parents

Wage grid for Early Childhood Educators

Set operating margin for operators

Government pays the difference

# EARLY YEARS CENTRES

## Funding Model

- Set fee for parents

\$25" for 3-4 yrs, \$26 for 2yrs, \$32 for infants

- Wage grid for Early Childhood Educators

4 certification levels with wage grid + 13%

- Set operating margin for operators

22%


Profitable if 91% occupancy

- Government pays the difference

Sustainable for centers and Government

# INFANT HOMES

- Certified ECE (s)
- Maximum of 6 infants
- Regulated parent fee
- Supported by department staff
- Linked to Family Resource Centers
- \$2,000 - \$4,000 start-up grant
- \$1,000 per child grant under discussion



## Early Years Centres' Parent Fees and the CCSP

- Infants - \$32 per day
- 22 to 36 months - \$26 per day
- 36 to 56 months - \$25 per day

# PREVIOUS EDUCATOR WAGES

Staff Level	Current Avg. Pay
Director (supervisor)	\$15.00
Certified	\$12.06
Uncertified	\$10.00



# WORKPLACE-BASED TRAINING

- 90 hr entry level
- 90 hr infant care
- 90 hr 5-

# WAGE GRID

<b>Staff Level</b>	<b>Previous Avg. Pay</b>	<b>New Start</b>	<b>New End</b>
<b>Director (Level 3) – post diploma</b>	<b>\$15.00</b>	<b>\$21.00</b>	<b>\$23.64</b>
<b>Certified (Level 2) – 2 year program</b>	<b>\$12.06</b>	<b>\$15.00</b>	<b>\$16.88</b>
<b>Certified (Level 1) –</b>	<b>\$10.00</b>	<b>\$13.50</b>	<b>\$15.17</b>





# PROCESS

- June 2010-Jan 2012
  - Transition from existing sector to new system
- July 1, 2010



# EARLY YEARS CENTRES

July 1, 2010

Centers identified preferred options

All existing centers submit detailed expressions of interest

July 15, 2010

Initial Early Years Centers informed

Potential additional Early Years Centers identified publicly

September 1, 2010

Initial Early Years Centers implemented  
Bridging support for conversions to  
Early Years Centers



October 1, 2010October 1,





# INFANT HOMES



# COLLABORATION



# LICENSE RETIREMENT

July 1, 2010


Centers identified preferred options

All existing centers submitted detailed expressions of interest

July 15, 2010

Centers informed of initial decision

Centers who exit are paid





# PRIVATE SECTOR

July 1, 2010

Centers identified preferred options

All existing centers submitted detailed expressions of interest

July 15, 2010

Private Centers opting out are identified

October 1, 2010

Commence evaluation of funding of private centers

January 2012

Publish evaluation findings

Announce decision on funding of private centres





# Lessons Learned Thus Far

Lots of hand holding

Pros and cons of fast pace

Massive legislative changes

Administrative staff burn out with K implementation at the same time

Capacity building


Hard to get “true” numbers of children

Infant homes needed

Infant capacity increased







QUESTIONS?